

Ferry Grove Qld 4055

Area Profile

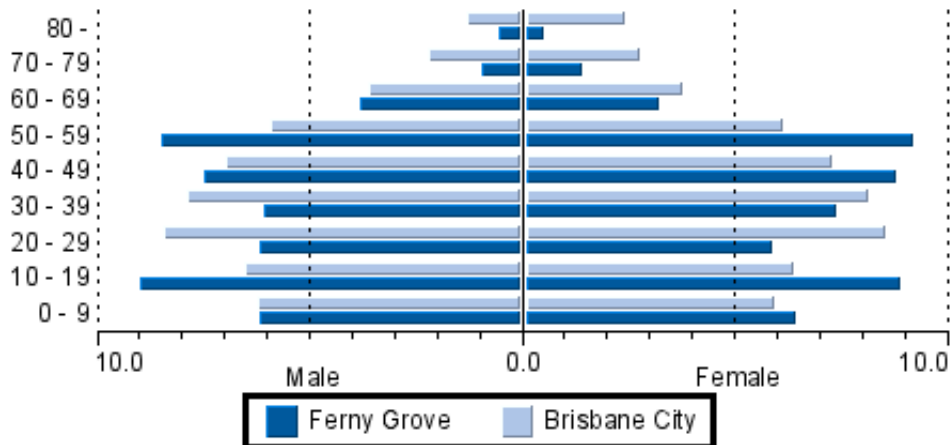
The size of Ferry Grove is approximately 4 km². It has 8 parks covering nearly 13% of the total area. There is 3 schools and 1 childcare centre located in Ferry Grove. The population of Ferry Grove in 2001 was 6,011 people. By 2006 the population was 5,478 showing a population growth of 9% in the area during that time. The predominant age group in Ferry Grove is 10 - 19 years.

Households in Ferry Grove are primarily couples with children and are likely to be repaying between \$800.00 - \$1000.00 per month on mortgage repayments. In general, people in Ferry Grove work in a non-specific occupation. In 2001, 75% of the homes in Ferry Grove were owner-occupied compared with 80% in 2006.

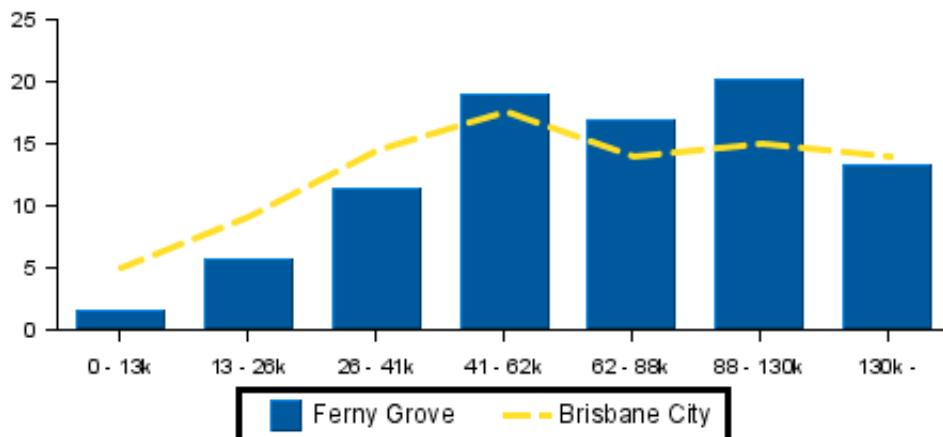
Currently the median sales price of houses in the area is \$485,000.

Demographics

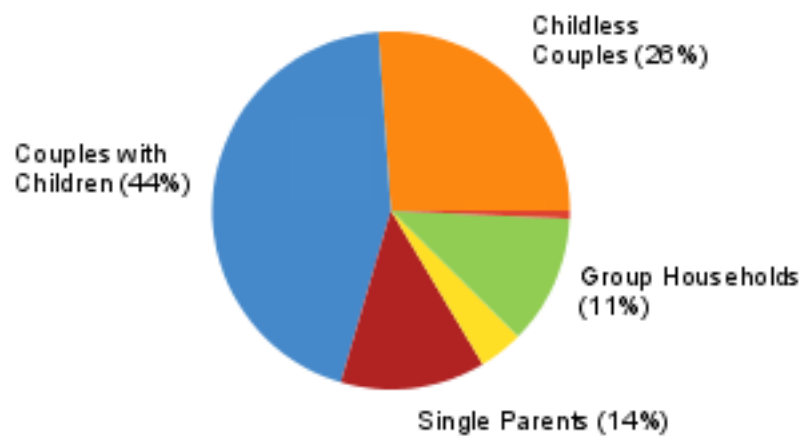
Age Sex Ratio - 2006



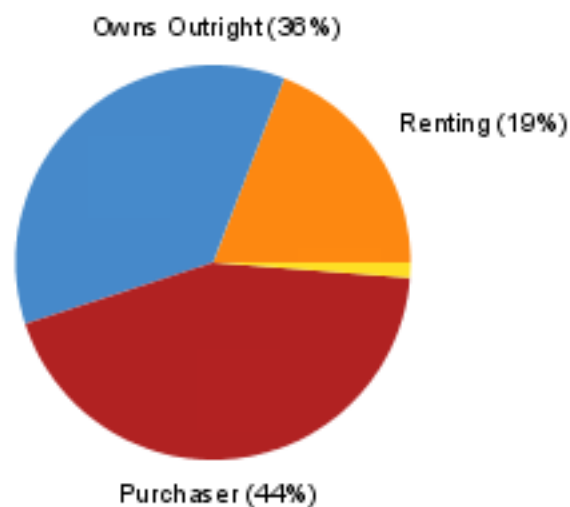
Household Income (%)



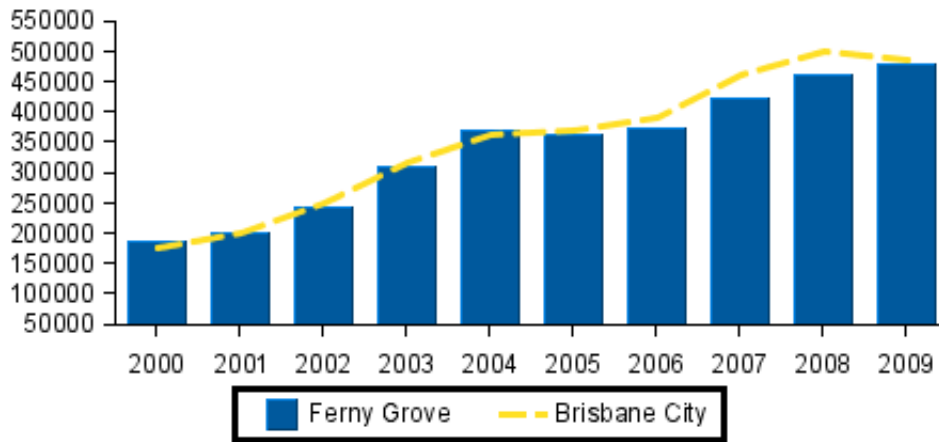
Household Structure



Household Occupancy - 2006



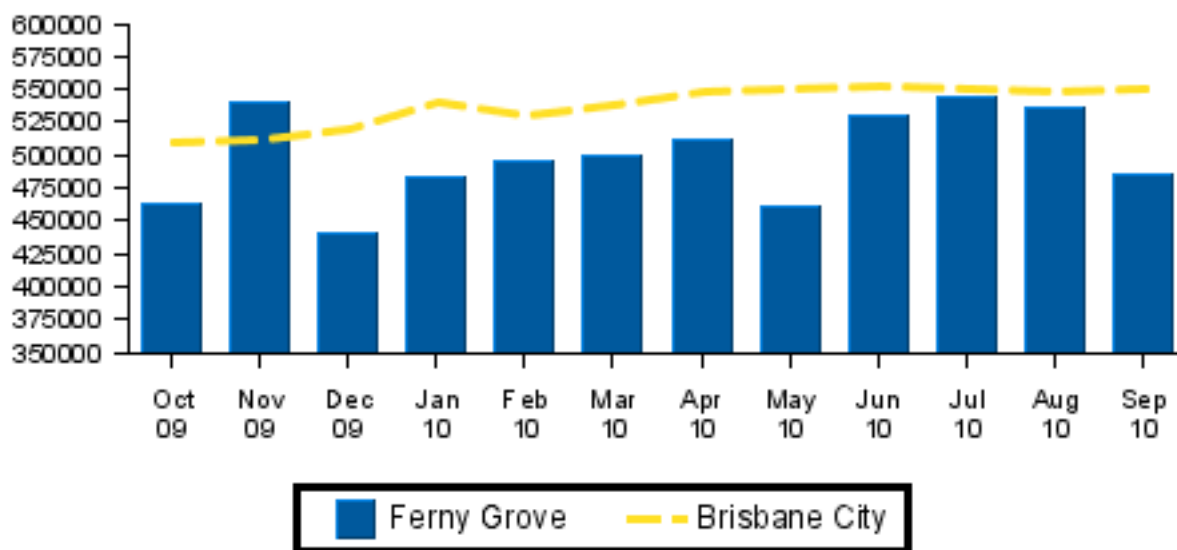
Median Prices (past 10 years)



Capital Growth in Median Prices

	Ferny Grove	Brisbane City
Period	% Change	% Change
2010	4.7%	12.4%
2009	3.7%	-3.0%
2008	8.9%	8.7%
2007	13.3%	18.3%
2006	3.6%	5.7%

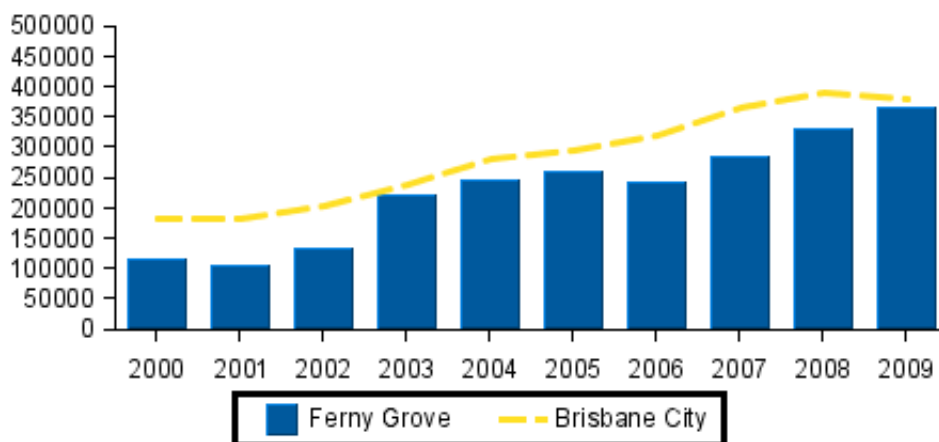
Recent Median Sale Prices (Graphed)



Recent Median Sale Prices

Period	Median Price	Median Price
September 2010	\$ 485,000	\$ 550,000
August 2010	\$ 535,500	\$ 549,000
July 2010	\$ 545,000	\$ 550,000
June 2010	\$ 530,000	\$ 551,250
May 2010	\$ 460,000	\$ 550,500
April 2010	\$ 512,400	\$ 547,500
March 2010	\$ 498,750	\$ 539,000
February 2010	\$ 496,250	\$ 530,000
January 2010	\$ 482,500	\$ 541,000
December 2009	\$ 440,000	\$ 520,000
November 2009	\$ 540,250	\$ 511,000
October 2009	\$ 462,500	\$ 510,000

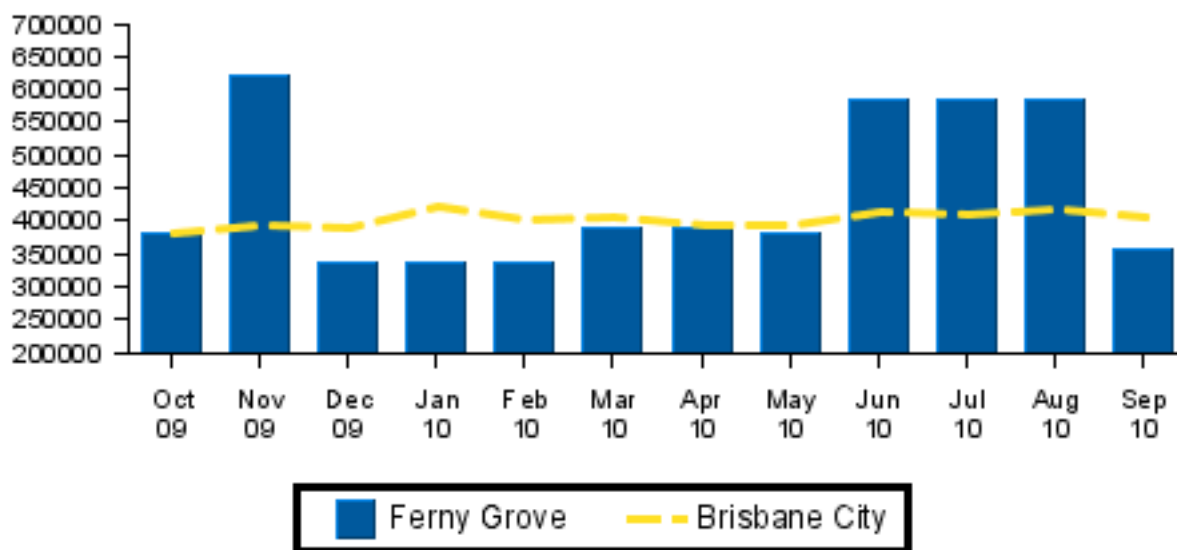
Median Prices (past 10 years)



Capital Growth in Median Prices

	Ferny Grove	Brisbane City
Period	% Change	% Change
2010	-2.4%	6.9%
2009	10.6%	-2.1%
2008	16.5%	6.3%
2007	18.3%	14.1%
2006	-7.6%	9.2%

Recent Median Sale Prices (Graphed)



Recent Median Sale Prices

Period	Median Price	Median Price
September 2010	\$ 356,250	\$ 407,000
August 2010	\$ 583,750	\$ 416,750
July 2010	\$ 583,750	\$ 410,000
June 2010	\$ 583,750	\$ 415,000
May 2010	\$ 379,000	\$ 395,000
April 2010	\$ 390,000	\$ 395,000
March 2010	\$ 390,000	\$ 405,000
February 2010	\$ 334,250	\$ 400,000
January 2010	\$ 334,500	\$ 420,000
December 2009	\$ 334,500	\$ 390,000
November 2009	\$ 620,000	\$ 395,000
October 2009	\$ 380,250	\$ 381,000

Thank you for ordering the Free Suburb Profile from RP Data Ltd. We hope the report has been helpful to you.

Contact RP Data Ltd:

If you have any questions about reports.rpdata.com.au, RP Data's Property Reports or RP Data Ltd's other services please contact RP Data Ltd by phone or email.

Within Australia	1300 789 449
Outside Australia	(+61) 7 3114 9999

Email us: info@rpdatareports.com.au

DNR&M Notice:

Based on data provided with the permission of the Department of Natural Resources and Mines: [QVAS - (November/2010)]. The Department of Natural Resources and Mines makes no representations or warranties about accuracy, reliability, completeness or suitability of the data for any particular purpose and disclaims all responsibility and all liability (including without limitation, liability in negligence) for all expenses, losses and damages (including indirect or consequential damage) and costs which might be incurred as a result of the data being inaccurate or incomplete in any way and for any reason.

Disclaimer and copyright

© 2010 Copyright RP Data Ltd, Local, State, Commonwealth Govt. All rights reserved. No reproduction, distribution, or transmission of the copyrighted materials at this site is permitted.

Publisher-RP Data Ltd

In compiling this publication, RP Data has relied upon information supplied by a number of external sources. The publication is supplied on the basis that while the RP Data believes all the information in it is deemed reliable at the time of publication, it does not warrant its accuracy or completeness and to the full extent allowed by law excludes liability in contract, tort or otherwise, for any loss or damage sustained by subscribers, or by any other person or body corporate arising from or in connection with the supply or use of the whole or any part of the information in this publication through any cause whatsoever and limits any liability it may have to the amount paid to RP Data for the supply of such information.