

## Area Profile

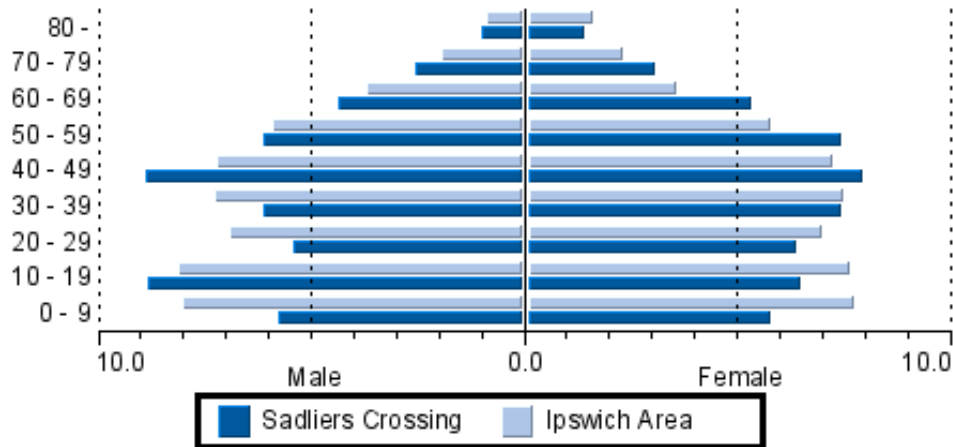
The size of Sadliers Crossing is approximately 1 km<sup>2</sup>. It has 2 parks covering nearly 3% of the total area. The population of Sadliers Crossing in 2001 was 1,149 people. By 2006 the population was 1,147 showing a stable population in the area during that time. The predominant age group in Sadliers Crossing is 40 – 49 years.

Households in Sadliers Crossing are primarily couples with children and are likely to be repaying between \$400.00 – \$600.00 per month on mortgage repayments. In general, people in Sadliers Crossing work in a non-specific occupation. In 2001, 75% of the homes in Sadliers Crossing were owner-occupied compared with 73% in 2006.

Currently the median sale price of houses in the area is \$201,500.

## Demographics

### Age Sex Ratio - 2006



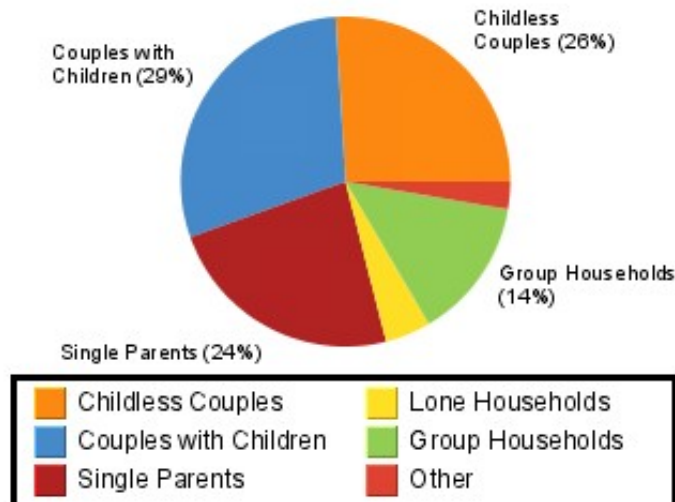
### Household Income (%)



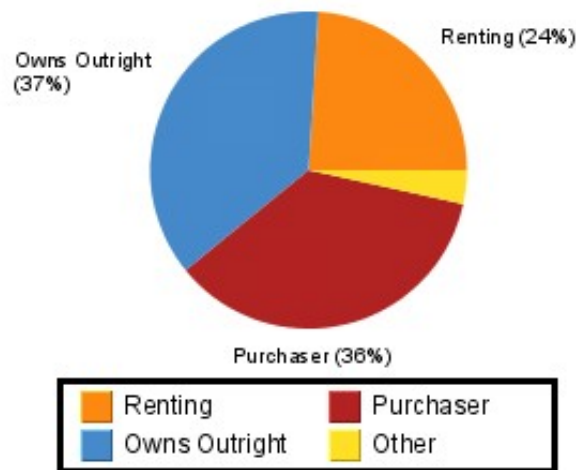
Brought to you by



## Household Structure



## Household Occupancy - 2006



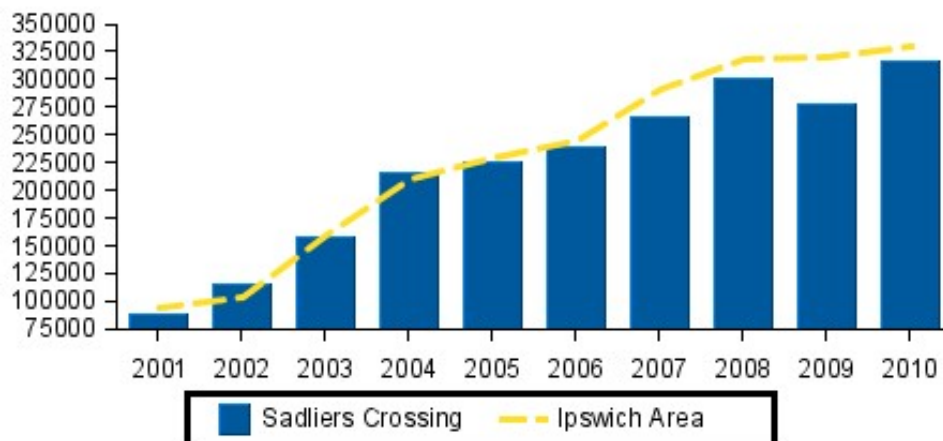
**LJ Hooker**



*Discover* what your place is worth.  
[WhatAreYouSittingOn.com.au](http://WhatAreYouSittingOn.com.au)



### Median Prices (Past 10 Years)



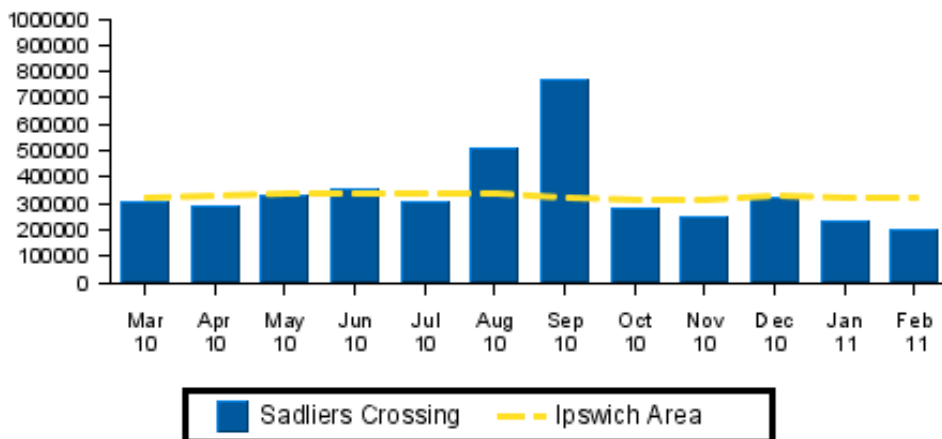
### Capital Growth in Median Prices

	Sadliers Crossing	Ipswich Area
period	% Change	% Change
2011	-23.0%	-0.6%
2010	14.4%	3.1%
2009	-7.7%	0.3%
2008	12.8%	10.0%
2007	11.8%	18.4%

**Discover** what your place is worth.

WhatAreYouSittingOn.com.au

### Recent Median Sale Prices (graphed)



recent median sale prices

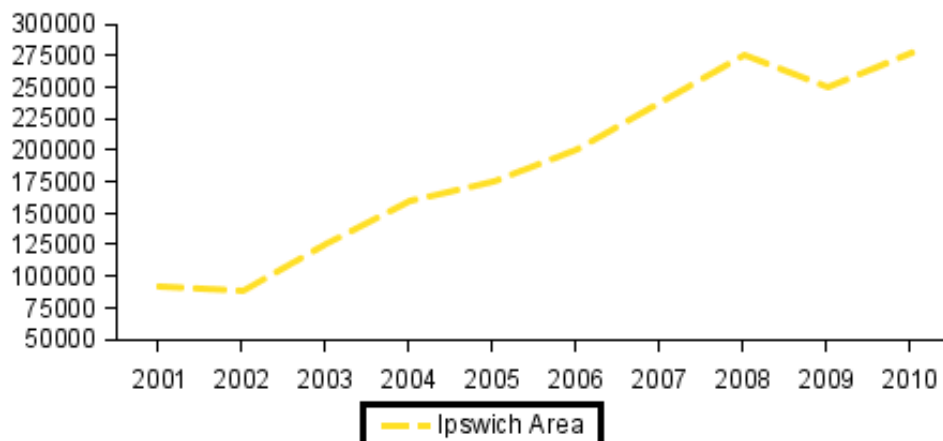
period	Sadliers Crossing median price	Ipswich Area median price
January 2011	\$ 228,000	\$ 320,000
December 2010	\$ 325,000	\$ 330,000
November 2010	\$ 250,000	\$ 311,000
October 2010	\$ 280,000	\$ 315,000
September 2010	\$ 770,000	\$ 319,000
August 2010	\$ 507,500	\$ 338,000
July 2010	\$ 303,500	\$ 339,000
June 2010	\$ 354,500	\$ 335,000
May 2010	\$ 328,500	\$ 335,000
April 2010	\$ 290,000	\$ 333,000
March 2010	\$ 307,000	\$ 325,000
February 2010	\$ 321,500	\$ 330,000

**LJ Hooker**

*Discover* what your place is worth.

WhatAreYouSittingOn.com.au

### Median Prices (Past 10 Years)



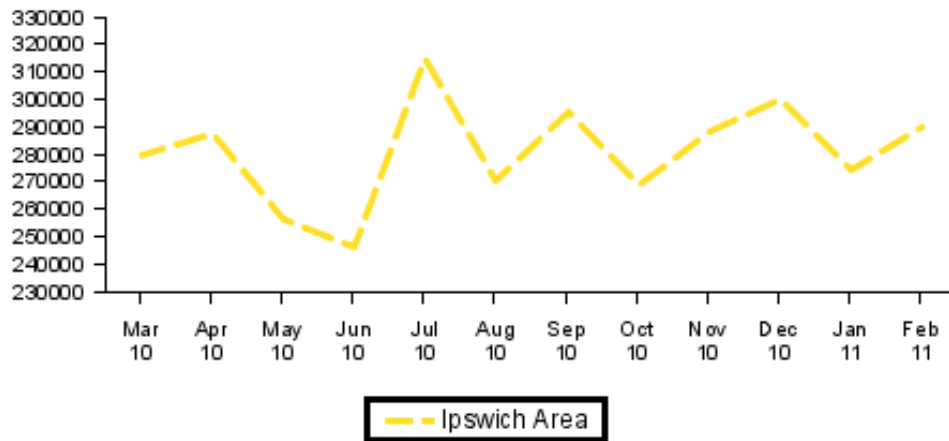
### Capital Growth in Median Prices

period	Sadliers Crossing % Change	Ipswich Area % Change
2011	-	2.9%
2010	-	10.8%
2009	-	-9.1%
2008	-	15.5%
2007	-	19.0%

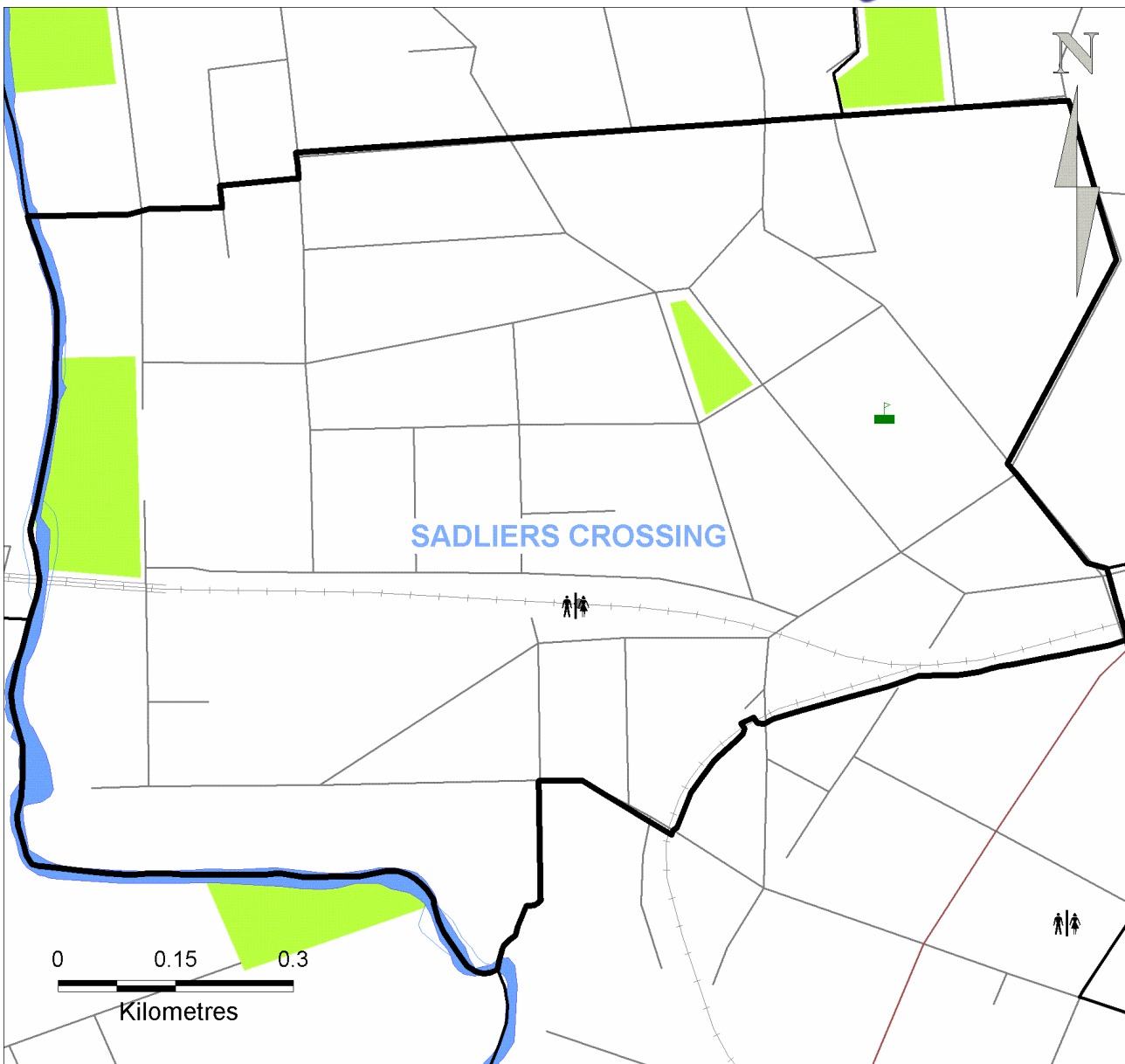
**Discover** what your place is worth.

WhatAreYouSittingOn.com.au

### Recent Median Sale Prices (graphed)



*Discover* what your place is worth.  
WhatAreYouSittingOn.com.au



Shopping Centres: - Regional	Public Toilet	Bowling Centre	Special School	Fire Station
- Sub-regional	Sport Facility	Swimming Centre	University	Post Office
- Neighbourhood	Tennis Courts	Boat Ramp	Library	Rifle Range
Mine Or Quarry	Cricket	Recreation/Entertainment	Place Of Worship	Ambulance Station
Caravan Park / Camping	Soccer Field	Pre-school	Health Service	Nursing/Retire. Home
Power Station	Hockey	Primary School	Hospital	Police Station
Tourism	Basketball / Netball	Combined School	Zoo / Nature Reserve	Government Admin.
Museum	Golf Course	High School	Beach	Foreign Gov. Represent.
SES Unit	Bus Depot / Train Station	Technical/Business / Trade College	Racecourse	Defence
Airport	Helipad	Waste Disposal	Cemetery / Crematorium	Ferry Terminal

*Discover* what your place is worth.  
WhatAreYouSittingOn.com.au

Thank you for your interest in the Free Suburb Profile from RP Data Ltd. We hope the report has been helpful to you.

**Contact RP Data Ltd:**

If you have any questions about myrp.com.au, RP Data's Property Reports or RP Data Ltd's other services please contact RP Data Ltd by phone or email.

Within Australia	1300 789 449
Outside Australia	(+61) 7 3114 9999

Email us: [support@myrp.com.au](mailto:support@myrp.com.au)

**DNRMNotice:**

Based on Data provided with the permission of the Department of Natural Resources and Mines: [QVAS –(March/2011)].

The Department of Natural Resources and Mines makes no representations or warranties about accuracy reliability, completeness or suitability of the data for any particular purpose and disclaims all responsibility and all liability (including without limitations, liability in negligence) for all expenses, losses, damages (including indirect or consequential damage) and costs which might be incurred as a result of the data being inaccurate or incomplete in any way and for any reason.

**Disclaimer and copyright**

© 2011 Copyright RP Data Ltd, Local, State, Commonwealth Govt. All rights reserved. No reproduction, distribution, or transmission of the copyrighted materials at this site is permitted.

Publisher–RP Data Ltd

In compiling this publication, RP Data has relied upon information supplied by a number of external sources. The publication is supplied on the basis that while the RP Data believes all the information in it is deemed reliable at the time of publication, it does not warrant its accuracy or completeness and to the full extent allowed by law excludes liability in contract, tort or otherwise, for any loss or damage sustained by subscribers, or by any other person or body corporate arising from or in connection with the supply or use of the whole or any part of the information in this publication through any cause whatsoever and limits any liability it may have to the amount paid to RP Data for the supply of such information.

**Professionals Thornton – Ipswich**

**Address :** 223 Brisbane St IPSWICH 4305

**Phone :** (07) 38139999      **Web Address :** <http://www.thorntonre.com.au>