

Sandstone Point Qld 4511

Area Profile

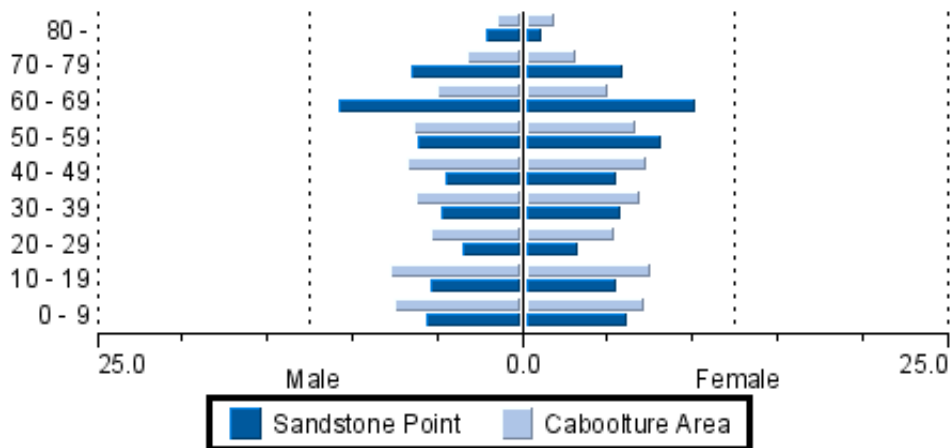
The size of Sandstone Point is approximately 9 km². It has 4 parks covering nearly 1% of the total area. The population of Sandstone Point in 2001 was 2,178 people. By 2006 the population was 3,332 showing a population decline of 53% in the area during that time. The predominant age group in Sandstone Point is 60 - 69 years.

Households in Sandstone Point are primarily couples without children and are likely to be repaying between \$800.00 - \$1000.00 per month on mortgage repayments. In general, people in Sandstone Point work in a non-specific occupation. In 2001, 76% of the homes in Sandstone Point were owner-occupied compared with 76% in 2006.

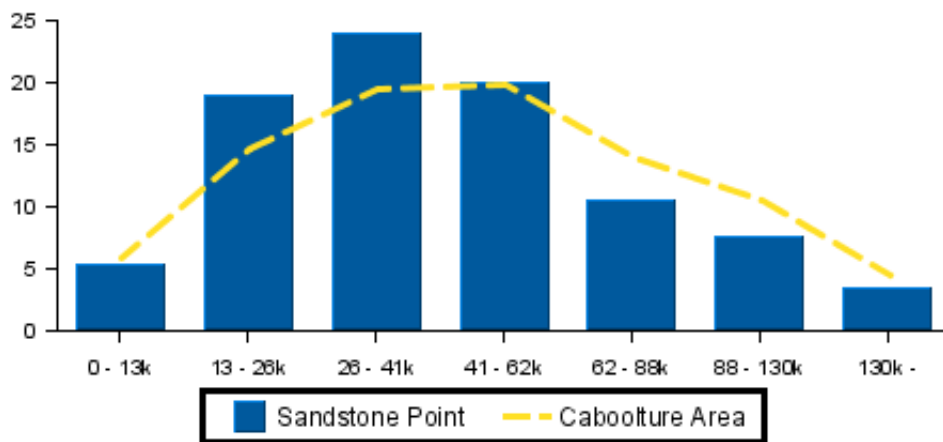
Currently the median sales price of houses in the area is \$512,000.

Demographics

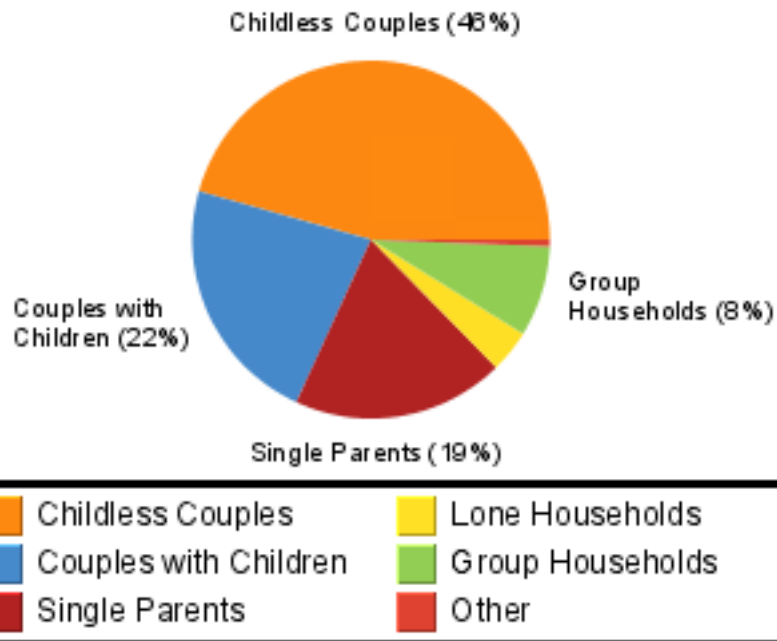
Age Sex Ratio - 2006



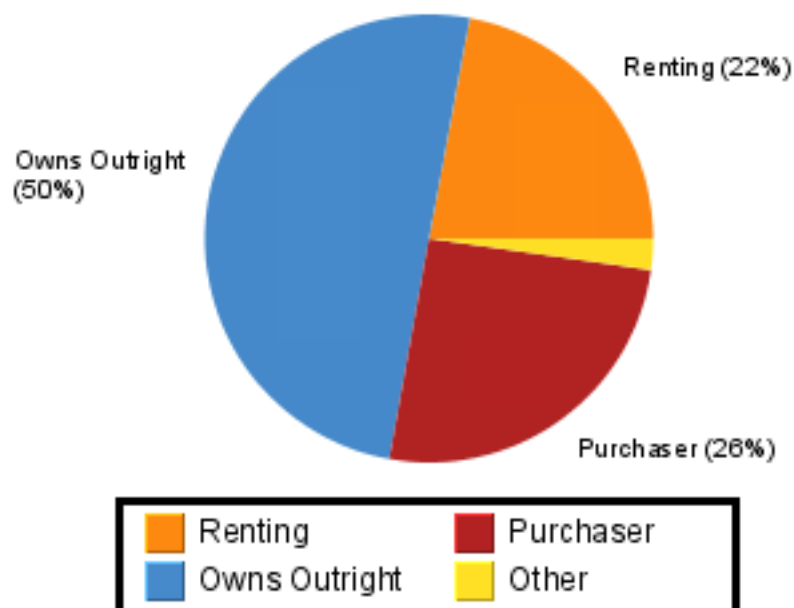
Household Income (%)



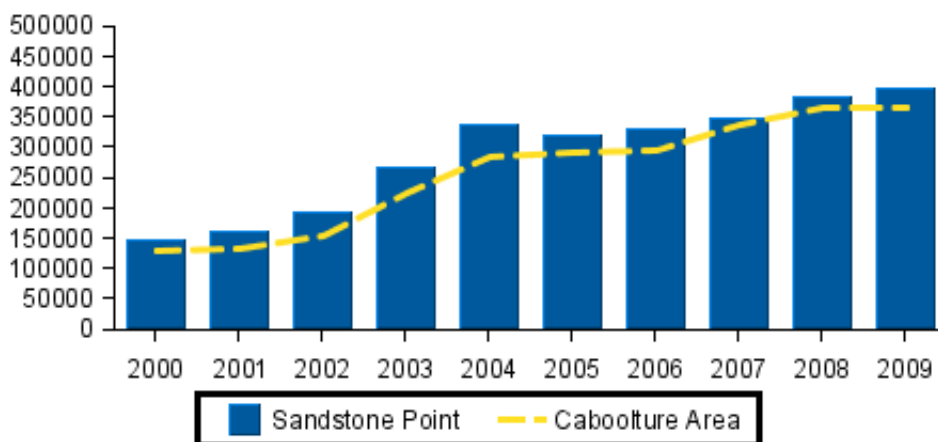
Household Structure



Household Occupancy - 2006



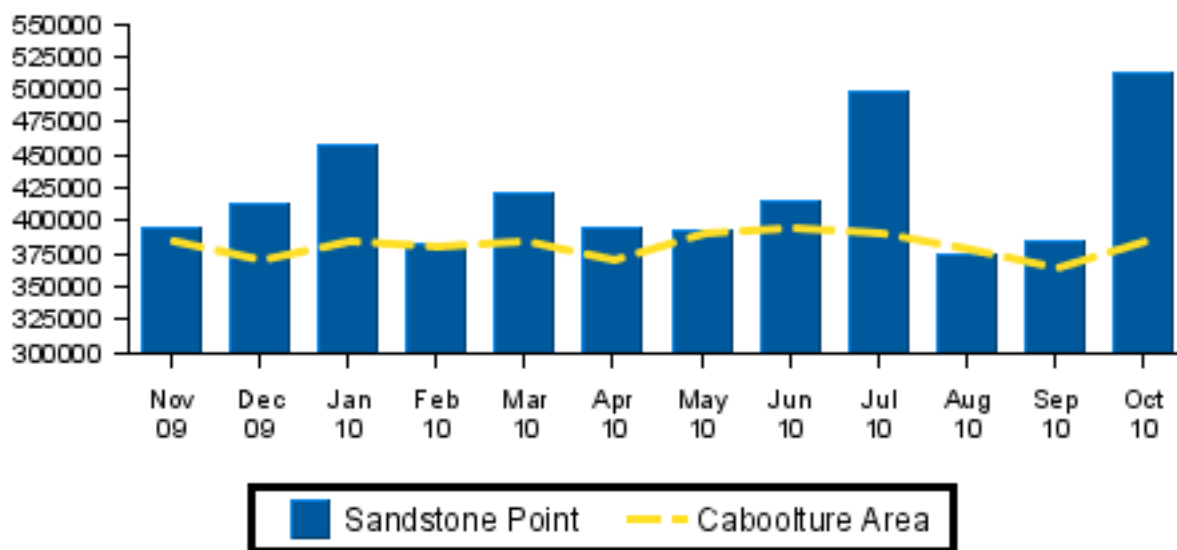
Median Prices (past 10 years)



Capital Growth in Median Prices

	Sandstone Point	Caboolture Area
Period	% Change	% Change
2010	1.3%	5.5%
2009	3.3%	-0.3%
2008	10.7%	7.7%
2007	5.3%	14.6%
2006	3.3%	2.1%

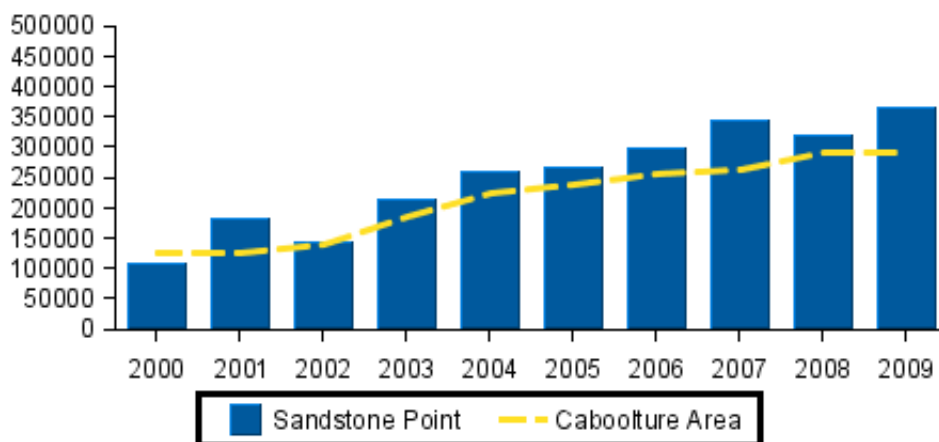
Recent Median Sale Prices (Graphed)



Recent Median Sale Prices

Period	Median Price	Median Price
October 2010	\$ 512,000	\$ 385,000
September 2010	\$ 384,000	\$ 363,750
August 2010	\$ 375,000	\$ 378,440
July 2010	\$ 499,000	\$ 390,000
June 2010	\$ 415,000	\$ 395,000
May 2010	\$ 392,000	\$ 390,000
April 2010	\$ 395,000	\$ 371,000
March 2010	\$ 420,000	\$ 385,000
February 2010	\$ 383,000	\$ 380,000
January 2010	\$ 457,500	\$ 385,250
December 2009	\$ 413,000	\$ 370,000
November 2009	\$ 395,000	\$ 385,000

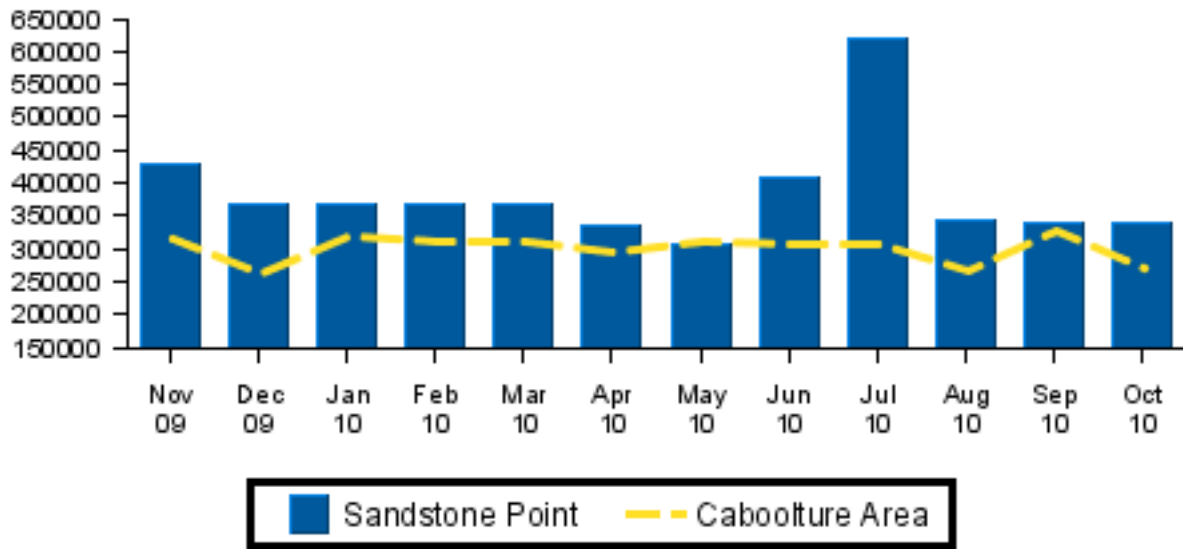
Median Prices (past 10 years)



Capital Growth in Median Prices

	Sandstone Point	Caboolture Area
Period	% Change	% Change
2010	-5.1%	7.3%
2009	14.2%	-0.3%
2008	-7.3%	9.9%
2007	16.6%	3.5%
2006	10.7%	7.6%

Recent Median Sale Prices (Graphed)



Recent Median Sale Prices

Period	Median Price	Median Price
October 2010	\$ 339,950	\$ 268,500
September 2010	\$ 339,950	\$ 325,000
August 2010	\$ 342,475	\$ 265,000
July 2010	\$ 620,000	\$ 305,000
June 2010	\$ 409,950	\$ 305,000
May 2010	\$ 308,000	\$ 310,000
April 2010	\$ 333,975	\$ 296,000
March 2010	\$ 365,450	\$ 309,250
February 2010	\$ 365,450	\$ 309,500
January 2010	\$ 365,500	\$ 320,000
December 2009	\$ 365,500	\$ 260,000
November 2009	\$ 426,450	\$ 315,000

Thank you for ordering the Free Suburb Profile from RP Data Ltd. We hope the report has been helpful to you.

Contact RP Data Ltd:

If you have any questions about reports.rpdata.com.au, RP Data's Property Reports or RP Data Ltd's other services please contact RP Data Ltd by phone or email.

Within Australia	1300 789 449
Outside Australia	(+61) 7 3114 9999

Email us: info@rpdatareports.com.au

DNR&M Notice:

Based on data provided with the permission of the Department of Natural Resources and Mines: [QVAS - (December/2010)]. The Department of Natural Resources and Mines makes no representations or warranties about accuracy, reliability, completeness or suitability of the data for any particular purpose and disclaims all responsibility and all liability (including without limitation, liability in negligence) for all expenses, losses and damages (including indirect or consequential damage) and costs which might be incurred as a result of the data being inaccurate or incomplete in any way and for any reason.

Disclaimer and copyright

© 2010 Copyright RP Data Ltd, Local, State, Commonwealth Govt. All rights reserved. No reproduction, distribution, or transmission of the copyrighted materials at this site is permitted.

Publisher-RP Data Ltd

In compiling this publication, RP Data has relied upon information supplied by a number of external sources. The publication is supplied on the basis that while the RP Data believes all the information in it is deemed reliable at the time of publication, it does not warrant its accuracy or completeness and to the full extent allowed by law excludes liability in contract, tort or otherwise, for any loss or damage sustained by subscribers, or by any other person or body corporate arising from or in connection with the supply or use of the whole or any part of the information in this publication through any cause whatsoever and limits any liability it may have to the amount paid to RP Data for the supply of such information.